

2024-2025 Annual Report



Niles Preparatory Academy is an award-winning charter elementary school that ranks in the top 5% of Ohio charter schools.



Serving EK-6th grade students from Trumbull County and the Greater Mahoning Valley, the school's safe and secure campus is located near a fire station, police station, post office, and Niles McKinley Library fostering community partnerships and walking field trips. With an art room and a new playground, Niles Prep prioritizes student health, well-being, and creative exploration. Social and Emotional Learning (SEL) is integrated into the curriculum, helping students understand and manage their emotions.

The school community, including teachers, staff, students, and parents, embraces a culture of high expectations for both academics and behavior, guided by the motto "Excellence Without Excuses." Students benefit from an accredited curriculum aligned with Ohio standards, a vibrant school culture with events and activities throughout the year, and free summer programs.

Our Mission:

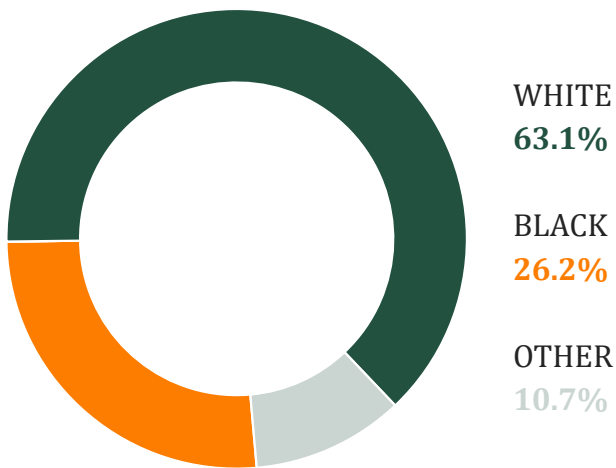
To provide differentiated instruction to ensure learners are responsible, respectful, ready, safe and helpful by supporting their needs, maximizing their strengths, and working collaboratively to overcome challenges to become lifelong learners.

Board President
Tyler Williams
Board Vice President
Molly O'Malley-Nolan
Board Treasurer
Brooke Waid
Board Secretary
Cassandra Whiteside
Board Director
Lawrence Brown
Authorizer
St. Aloysius Orphanage

Principal
Melanie Jarman
Regional VP
Corey Stroud
Grades Served
K-6
Students Served
151
School Year Opened
2021-22
Managed By Accel Since
2021-22
Treasurer
Dave Massa

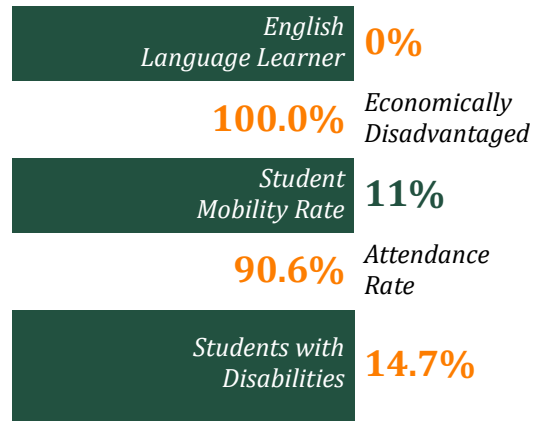


Student Demographics



NOTE: If Enrollment is less than 10, results are Not Calculated (NC)

Special Populations



Progress towards Goals


In **ELA**, the percentage of proficient students at Niles Preparatory Academy increased from **59%** in 2024 to **78.3%** in 2025. In **Math**, the percentage of proficient students at Niles Preparatory Academy increased from **71.8%** in 2024 to **80.4%** in 2025. In **Reading**, **109%** of students demonstrated progress at or above the annual typical growth rate (iReady). In **Math**, **108%** of students demonstrated progress at or above the annual typical growth rate (iReady). The Niles Preparatory Academy **attendance rate** increased from **89.6%** in 2023 to an average of **90%** in 2024 and 2025.

Our Academic Goals

- By FY2026, the overall percentage of students reaching proficiency or above on state **English Language Arts** tests will increase by **30%**.
- By FY2026, the overall percentage of students reaching proficiency or above on state tests in **Mathematics** will increase by **30%**.

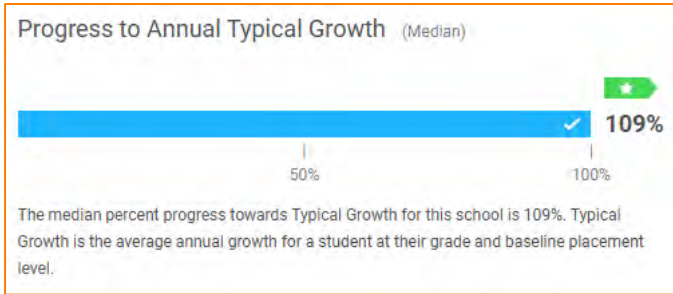
State Report Card

Performance Index Score 95.3	Overall Rating ★★★★
Achievement Component ★★★★	Early Literacy Component ★★★
Progress Component ★★★★	Gap Closing Component ★★★

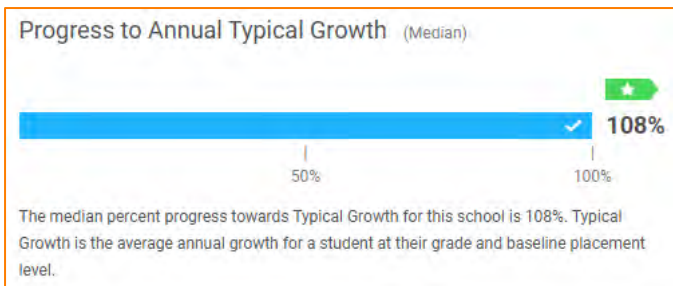


NILES PREPARATORY ACADEMY

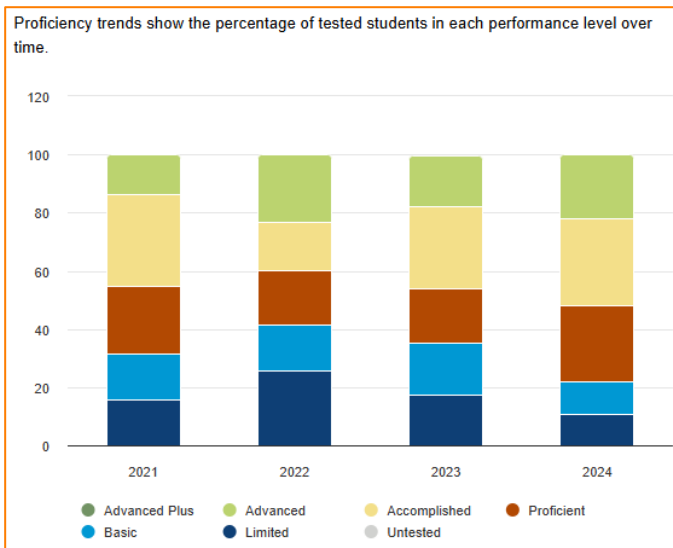
iReady Data Reading



iReady Data Mathematics



Percent Proficient for Niles Preparatory Academy



Our Highlights

Academic:

- Scores in the Top 35% of all Ohio Schools
- Outperformed Niles City Schools in Achievement (4 Stars) and Early Literacy (3 Stars)
- Overall Rating of 4 Stars exceeds the overall rating of Niles City Schools
- Tribune Chronicle 2025 Reader's Choice Gold Award
- ACCEL Blitz School Award
- ACCEL Gold Award
- ACCEL Outstanding School Attendance Award

Student Life:

- PBIS Celebrations
- Student of the Month
- Honor Roll Awards
- Citizenship Awards
- Winter Wonderland Celebration
- Academic Growth Awards
- Kids Heart Challenge
- Attendance Awards

Community:

- Read-O-Ween
- Parent & Me Painting Class
- Partnerships with the McKinley Memorial Library and Youngstown State University
- Night at the Skating Rink
- Community Food Drive
- Easter Eggstravaganza
- Spring Carnival

Staff Accolades:

- Staff Member of the Month





Financial Data:

State Sources	1,688,343
Federal Sources	348,703
Local Sources	3,273
Total Revenue	\$2,040,319



Salary & Wages	644,707
Employee Benefits	192,343
Purchased Services	1,225,400
Supplies & Materials	72,650
Capital Outlay	-
Other Expenses	25,625
Total Expenses	\$2,160,725



- (1) Numbers in \$M
- (2) At the time of publication, 2025 fiscal year data was not available from the Ohio Auditor of State. For updated information visit: www.auditor.state.oh.us

Sponsor Statement:

A sponsor statement will not be provided or included in the school's annual report since this requirement was repealed with SB 168 that takes Effect in October.

